



of TARS & TERNS



Volume XLVII Number 4

May 2013



Mark Your Calendar NVSPS Meetings and Events

MAY 2013

08 - General Membership Meeting

1900 - 2100: BoatUS Headquarters; 880 South Pickett Street, Alexandria, VA

Guest Speaker: Richard Schwartz, Founder and Chairman of BoatUS. Mr. Schwartz will talk about how he and his partner, Mr. Ellison, founded BoatUS in the mid-sixties and how it has evolved from their original business plan to the present.

See Mr. Schwartz's full bio on page 5

11 - Annual Spring Picnic

1200 - 1630: Fairfax Yacht Club, 10721 Colchester Road, Mason Neck, VA

See full details on page 8

22 - Executive Committee Meeting

1930 - 2100: George Mason Business Office 4031 University Drive, Fairfax, VA

14 - Marine Communications Seminar

28 - Seamanship Course

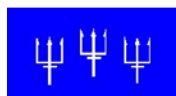
George Mason Business Office 4031 University Drive, Fairfax, VA

Contact Sean Gallagher - 703-548-5851

A detailed Squadron calendar including all meetings and educational courses can be found on our web site www.nvsp.org



Northern Virginia Sail and Power Squadron
A unit of the
United States Power Squadrons®



Commander Sends . . . Cdr. Richard P. Davis, AP

In all likelihood you are actively launching or are already on the water for the summer. Be sure that during your launching you went through all the precautions and checks to insure a safe boating adventure for you, your family and friends. Where will you be cruising, are you familiar with the area and do you have the updated data for that area? Also if boating on the Chesapeake please think green and environmental. They tell me the crabs are getting too big :-)

At the April General Membership Meeting we had a briefing on pre launching procedures presented by P/C G. Jay Nelson AP. If you weren't there you should have been.

Also remember, that sometime during the boating season we will more than likely have a severe weather event, so be prepared and aware. There are numerous websites with checklists for preparation for both your boat and home. When I had my boat I always had it hauled out and stored – it paid off financially in the long run in many ways.

What are your plans for the boating season? There are many rendezvous, boat shows and USPS District, and National Meetings. There are also many NVSPS events, such as our *Annual Picnic and Vessel Safety Check at the Fairfax Yacht Club on 11 May it is a pot luck event, see page 8 This is a family event.* Another very important event is our 'Wounded Warriors' event. Would you like to help – please let us know?

Continued on Page 3

In this Issue:

Guest Speaker : <i>Richard Schwartz, BoatUS</i>	Page 5
D/5 Conference Hospitality Suite Update	Page 6
NVSPS 2013 Wounded Warrior Cruise	Page 7
Annual Spring Picnic	Page 8
Boating Tips	Page 9



Bridge Officers

COMMANDER

CDR Richard P. Davis, AP
703 444-2772
rpdavis1702@comcast.net



EXECUTIVE OFFICER

Lt/C Richard Unis, JN
703 777-8378
skipperunis@gmail.com



EDUCATION OFFICER

Lt/C Sean Gallagher, JN
703 548-5851
education@nvsp.org



ADMINISTRATIVE OFFICER

vacant

SECRETARY

Lt/C Mary-Jane Hinkins, S
703 436-7931
mjhinkins@msn.com



TREASURER

Lt/C David Hinkins, S
703 436-7931
davehinkins@msn.com



Scheduled Meetings:

Unless otherwise noted, the General Membership Meetings will be held at the BoatUS* Headquarters facility at 1900. Any changes will be posted in this newsletter or on the Squadron web site.

BoatUS Headquarters and meeting location:

880 South Pickett Street, Alexandria VA.

From the Capital Beltway, take the VA-613/ Van Dorn Street exit, exit number 173, towards Franconia. Turn left onto South Van Dorn Street / VA-613 North. Turn left onto South Pickett Street. Go less than .5 miles and turn in at the BoatUS sign and go to the lighted parking lot in the rear. Proceed to the entrance.



*Do you or one of your friends need a vessel checked?
Or want to become an examiner yourself?
Contact P/C George Nartsissov, ganh@verizon.net*

Of Tars & Terns

The official publication of the
Northern Virginia Sail and Power Squadron
www.nvsp.org



Articles, opinions and advertisements do not necessarily reflect UPSP policy or endorsement unless so designated

Published ten months of the year
July/August and January/February issues are combined

Volume XLVII; Number 4: May 2013

EDITOR

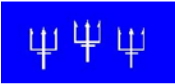
P/C G. Jay Nelson, AP
703 437-0064
gjaynelson@aol.com

DISTIBUTION

Lt Manette B. Lazear, AP
703 620-1821
lakematesm@comcast.net

WEBMASTER

D/Lt Walter D. Lazear, AP
703 620-1821
lakematesw@comcast.net



Commander Sends . . .

Continued

You can find our current calendar of events on our website along with a lot of other important information such as courses and their dates. Note, at the 8 May General Membership Meeting, R. Schwartz, CEO of BoatUS and an NVSPS member will be the guest speaker. Join, bring the kids if you want to.

Join the Fun, Share the Knowledge !

Richard P. Davis, AP
NVSPS Commander



Executive Officer

Lt/C Richard Unis, JN

Safety and Vessel Safety Checks (VSC): Safety on the water can be several things, checking the weather, knowing the rules of the road, and having the basic safety equipment.

Spring is finally here and those of us with boats will be getting ready to get on the water. Spring commissioning should include a check of the basic on board safety items. I will highlight the VSC requirements in this article. Some of these are Federal and State requirements. If you are boarded by the US Coast Guard or local water police, and you do not have the required items, you may get a citation. So what do we check during a VSC?

The minimum requirements to pass a VSC are:

- Registration documents • Display of registration numbers • Fire extinguishers
- Personal flotation devices • Visual distress signals • Ventilation (gasoline engines)
- Sound producing device(s) (horn, whistle) • Backfire flame control (gasoline engines)
- Navigation lights • Pollution placard • MARPOL Trash Placard • Navigation rules (vessels 40'+)
- State and local boating requirements publication • Marine sanitation system – overboard discharge valve turned off & secured/or even better removed.
- General vessel condition: deck & bilge free of hazards, electrical & fuel systems safe, galley & heating .

Not required for a VSC BUT highly recommended items:

- VHF/Marine Radio • First aid kit • Emergency dewatering device • Anchor & rode • Inland Visual Distress Signal (orange flag with black circle & square)

If you have all of the above, you would qualify to display a VSC sticker and maybe would avoid a boarding by a USCG team. However, the MAIN achievement would be that you would be safer on the water in the event of an emergency. As you prepare to get on the water please include the above check list as part of your “Spring Commissioning”. Better yet: contact a Vessel Examiner and let us qualify you for a VSC sticker.

The NVSPS Vessel Examiner team will be at the Herrington Harbour North “yard sale” day on 4 May, and we will be at the NVSPS Spring Picnic at the Fairfax Yacht Club on Saturday, 11May.

NVSPS was recognized with a certificate, at the D-5 Spring Conference, 13 April, for having performed over 100 VSCs last year. We performed 156.

Please contact me with any questions or to set an appointment for a VSC.

P/C George Nartsissov, AP - 703-395-8256 © - vsc@nvsp.org



Education Officer

Lt/C Sean P. Gallagher, JN

USPS is offering a new Boat Operator's Certification Program for on-the-water certification. The training program will certify USPS members at various levels of recreational boating proficiency. We expect that these certifications will be recognized across the boating community, both domestically and internationally. In the United States, The United States Coast Guard (USCG) has asked congress to authorize the Transportation Secretary to establish requirements for standards of proficiency for recreational boaters. National intends to have USPS certification accepted as the above proof and be accepted as the national certificate for the USA.

Regarding international recognition, we plan to have USPS certifications meet the requirements of UN Resolution 40, *International Certificate for the Operation of Pleasure Craft* with the additional knowledge and testing of the CEVNI (European code for inland waterways) navigation rules. USPS currently plans four levels of Boat Operator Certification: *Inland Navigator*, *Coastal Navigator*, *Advanced Coastal Navigator* and *Offshore Navigator*. More information on this program is available on the USPS web site - www.usps.org/national/eddept/boc/main.htm

If you have any questions or comments about any aspects of boat operator certification or on-the-water training activities, please contact the National Boat Operator Certification - On The Water Training Committee chairman by e-mail, phone or postal service mail. Please be sure to keep your SEO and/or DEO advised of any correspondence you may have with the National committee. Addresses for the National BOC-OTWTrCom chairman are listed in *The ENSIGN* and on the Committee Chairpersons page.

The current spring/summer NVSPS educational program is listed below.

America's Boating Course

23-Apr-13	ABC-12
11-Jun-13	ABC-12
6-Aug-13	ABC-12
24-Sep-13	ABC-12

NVSPS Course Schedule

28-May-13	Seamanship
16-Jul-13	Piloting
19-Sep-13	Advanced Piloting
14-May-13	Marine Communications
20-Jun-13	Cruise Planning
20-Aug-13	Engine Maintenance
1-Oct-13	Marine Navigation Systems

NVSPS Seminar Schedule

20-Apr-13	Mastering Rules of the Road
20-Apr-13	VHF/DSC Marine Radio
11-May-13	Anchoring
11-May-13	Using GPS
15-Jun-13	Knots Bends & Hitches
15-Jun-13	Boating on Lakes, Rivers & Locks
20-Jul-13	Basic Weather and Forecasting
20-Jul-13	Emergencies onboard
17-Aug-13	Marine Radar
17-Aug-13	How to use a chart

Contact the Squadron Educational Officer to register for classes
Lt/C Sean Gallagher, JN - 703 548-5851



Administrative Officer

Vacant

The Administrative Officer position is still vacant on the 2013/2014 Bridge. This is an important position in the Squadron as the Administrative Officer (AO) is responsible for the functions described as "internal affairs". He should be well acquainted with the Operations Manual. The committees under the Administrative Officer include: Membership, Membership Involvement, Boating Activities, Meetings and Programs, Entertainment, Operations Training and Leadership Development. If you are willing to accept this responsibility for the Squadron, or can help out with some of the administrative activities, please contact Richard Davis at 703 444-2772. Your support would be very much appreciated.



Secretary

Lt/C Mary-Jane Hinkins, S

Another boating year is about to begin. The covers and tarps are coming off. The brass and chrome are being polished, bottoms painted, oil changed, antifreeze flushed, charts plotted, coolers stocked, beer cooled, the list goes on and on. And this year we are adding a new toy to Lord Stanley- - RADAR.

It will be a daunting task, not only installing the radar but learning to use it, but I am sure Captain Dave is up to the task. Last year he added a fish finder but he did not finish it for he waited until the winter haul out to drill the hole in the bottom. Or else Stanley would be sitting on the bottom of the river. That is now done. But...wait for it ... he will soon be done drilling holes in the radar arch to mount the bracket for the radar.

I have just been meeting complete frustrating on my part trying to sew new zippers in the canvas cover. I have now broken three needles, and used a mountain of thread. Will it ever be done, you might ask. And I would say probably KNOT!!! For I just keep breaking those needles and making a complete mess of the whole project. Of course I purchased a fancy new sewing machine and I need to justify its expense to my Accountant Dave. Hopefully I'll learn to use it soon, before I destroy the whole thing. But I will continue and preserve.

We hope to have Stanley in the water by the end of the month with or without the canvas and with Radar. We hope to see you all out there. Wave, drop by and say hi, or come down and take a ride with us. We will be excited to see you and show off new toys!



Guest Speaker

Mr. Richard Schwartz

Founder and Chairman of BoatUS

As founder of Boat Owners Association of the United States in 1966, BoatUS Chairman Richard Schwartz has directed the growth of this association into the largest organization of recreational boat owners in the country with a membership which now exceeds 500,000.

Over the past 47 years, Mr. Schwartz has been a leading consumer advocate and representative of the recreational boating public. Mr. Schwartz serves as Chairman of the Board of Boat America Corporation, and also Chairman of the Board of the 501© (3) BoatU.S. Foundation for Boating Safety.

For his efforts over the years, Mr. Schwartz has been recognized with numerous national awards and appointments. He earned a degree in economics from Princeton University, and after two years as an Army officer, a law degree from Yale University Law School. He then entered government service and over a five year period served as staff attorney on the Senate Antitrust and Monopoly Subcommittee, as an attorney in the Office of General Counsel of the U.S. Atomic Energy Commission and as Senior Attorney to Chief Judge William M. Drennen of the United States Tax Court.

Mr. Schwartz has three daughters, four stepchildren and 16 grandchildren, and is married to Beth Newburger. They have homes in Arlington and Stafford counties, Virginia.

About BoatUS

BoatUS - Boat Owners Association of The United States - is an association of boat owners and operators providing savings, service and representation to millions of boat owners nationwide since 1966. Today BoatUS is the nation's most powerful advocate for advancing the interests of boaters and the single source to meet all boaters needs. BoatUS has cooperative agreements with over 900 marinas for discounts on fuel, transient slips, and repairs. BoatUS also offers on-the-water and on-the-road towing service levels provided by the nation's largest towing fleet and insures billions of dollars worth of Members boats. For more information visit the BoatUS web site - www.boatus.com

D/5 Spring Conference—Hospitality Suite Update

I am proud to report that Northern Virginia Power Squadron has won the best “Hospitality Suite” award, for the second time, at the USPS District 5 Spring conference in Ocean City. Although we only had a short time to prepare for the event and only a few that could attend to help out, we were able to pull it together and do a great job. The tour of all the squadron’s Hospitality Suites Friday night is always a fun event and if you have never attended the conference, I highly recommend that you try it. You will have a great time and get acquainted with the other members of our squadron and other squadrons to share boating experiences.

Those of us who attended enjoyed a wonderful breakfast in our suite on Saturday morning complete with an egg casserole, homemade banana bread, fresh fruit, yogurt, muffins, cereal, juice, and coffee. Later that day, our group lunched together. That evening, we all met and went to a wonderful Seafood Restaurant in Ocean City.

I would like to thank all of those who made this award possible by providing some of the materials that we needed or attended the conference and helped to host our Hospitality Suite. Many thanks to Jay Nelson, Dave & Mary-Jane Hinkins, Gale & Evelyn Alls, George & Ann Nartsissov, Alan & Mary Hart, Dick & Jean Durgin, Dwight Bues, John Shivik, and John Karjala.

Sue Karjala
Hospitality Suite Chair




NVSPS Team displaying 1st place Hospitality Suite Award and Vessel Safety Examination Award

Left Front - Mary-Jan Hinkins, Sue Karjala, John Karjala, Evelyn Alls, Gale Alls
Left Rear - Dave Hinkins, Ann Nartsissov;



George Nartsissov receiving 1st place Hospitality Suite Award at D/5 Spring Conference



Sue Karjala demonstrating knot-tying at the NVSPS D/5 Spring Conference Hospitality Suite



“Get Knotty” theme displays at the NVSPS D/5 Spring Conference Hospitality Suite



NVSPS 2013 Wounded Warrior Cruise



Join us for an day of boating on the Patuxent River and Chesapeake Bay

1000 to 1730 - 14 September 2013

Patuxent Naval Air Station, West Basin Marina

In recognition of the service and sacrifice made by our wounded warriors, the Northern Virginia Sail and Power Squadron is extending an invitation to our fifth annual Wounded Warrior Cruise 2013 on Saturday, 14 September 2013 from the Patuxent Naval Air Station West Basin Marina Lexington Park, Maryland.



Guests can choose to ride on one of 10 sail or power boats from 27 to 50 feet. Each boat has an experienced captain and first mate to ensure the safety of our guests, and all vessels have passed US Coast Guard Vessel Safety Examinations.



The day will consist of a five hour boat ride on the Patuxent River and Chesapeake Bay. The captains will select their individual courses on the river and the bay based upon the interests of the guests. Each guest will be provided a box lunch to enjoy aboard the boat consisting of assorted cold cut sandwiches (turkey, ham or vegetarian) on Kaiser Rolls, potato chips, whole fruit, brownie, and plenty of refreshments.

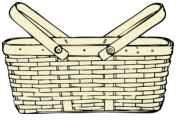
After the cruise we will host a barbeque at the West Basin Marina Pavilion picnic grounds. The barbeque includes hot dogs, hamburgers, grilled chicken breasts in a barbeque sauce, baked beans, potato salad, coleslaw, assorted cookies and beverages.



Government bus transportation is arranged to and from the Walter Reed National Military Medical Center (WRNMMC) in Maryland and the Fort Belvoir Warrior Transition Unit (WTU) in Virginia to the West Basin Marina. Busses will leave the WRNMMC and WTU facilities in time to arrive at NAS West Basin Marina by 1000, and pick up guests for the return trip at 1730. Guests must be ambulatory. You are welcome to bring any friends and family members over ten years old.

This is a wonderful event that means a lot to our veterans and their families. Come join us for a great day of cruising on the water and picnic afterward.

Guidelines: Wear weather suitable clothing, hat, sunglasses, sun tan lotion and rubber-soled shoes/sandals.



Annual Spring Picnic

11 May 2013, 1200 to 1630

Northern Virginia Sail and Power Squadron's Annual Spring Picnic

will be held on

11 May 2013

from

1200 to 1630

at the

Fairfax Yacht Club

10721 Colchester Road
Mason Neck, VA 22079

NVSPS Members, Family and Guests

\$5.00 for all over 12 Years of age to cover beverages, etc.

1200 – 1630 Vessel Safety Checks at the Fairfax Yacht Club marina

1245 – 1400 Picnic lunch

Pot luck: Shared salads, meat, chips and dips and desserts, etc.

1245 – 1500, 50 / 50 Raffle: (Donation: \$1.00 / 2 tickets)

1600 – 1630, 50 / 50 Raffle Drawing

Please bring a pot luck serving to share:

Appetizer • Salad • Meat • Chips and Dip • Dessert • etc.

Contact Richard Davis: 703-444-2772 / rpdavis1702@Comcast.net and let us know that you are attending and what you will bring.

Reservations due by 8 May 2013 to

Richard Davis,

rpdavis1702@comcast.net



Boating Tips

Cleaning Faded or Oxidized Fiberglass

For boats which have been oxidized and have some fading or dullness, waxes and polishes may restore the shine but often don't maintain it for more than a month or so. This is because the gelcoat surface has microscopic pits and crevices in it from the oxidation, even after you have rubbed off the oxidized layer. When you apply wax over the surface, the wax is too heavy to penetrate into the pits and crevices. This is why oxidized boats usually never shine like they did when new, and more importantly, why wax doesn't last long. Air gets trapped in the holes and crevices under the wax, then the gelcoat oxidizes underneath the wax!

There really isn't any secret to cleaning faded or dull fiberglass, you just need some elbow grease and something to remove the oxidation. The application varies for different products, but in general you need to rub the surface with the oxidation remover or polishing compound to remove the oxidized layer.

If your boat isn't shiny at this point, it's because the clean gelcoat surface is pitted and is diffracting the light instead of reflecting it. By filling in the microscopic pits you can restore the shine: To prove this, just apply some water to the surface and see if it becomes shiny. If so, you then need to apply something which will fill in the pores and maintain the shine.

Courtesy Annapolis Yacht Sales

Cleaning Freshwater Systems

While there are several commercial products that are designed to clean freshwater systems, they are all generally chlorine-based; the very same unscented chlorine bleach you can buy at any grocery store (5% sodium Hypochlorite solution, e.g., Clorox or Purex). You will want to mix a solution of two ounces of bleach for each gallon of water, for the entire tank. For example, a 60 gallon tank will require 120 ounces of bleach (slightly less than a gallon of bleach).

1. Turn your hot water heater breaker off, and make sure your ice maker is turned on.
2. Pour the 120 ounces of bleach into the freshwater tank and then fill the tank with fresh water.
3. Run the hot and cold water in all sink faucets, showers (including the transom shower) until you can smell the chlorine.
4. Leave the freshwater pump on to keep the system pressurized
5. Let the solution stand in the system for at least four hours, but not more than 24 hours.
6. Open all faucets and showers and completely drain the system
7. Refill the freshwater tank with clean fresh water
8. Turn the freshwater pump off and clean the intake strainer. Also remove the faucet diffusion screens and clean them (debris will shake loose during this process and clog them).
9. Turn the freshwater pump back on and drain the entire tank again.
10. Fill the system with fresh water and discard the first two bucket of ice from the ice maker.

If the system was badly contaminated the process above might have to be repeated. If a chlorine taste remains, or there is some residual odor, pour one quart of white vinegar for each five gallons of water into the freshwater tank and fill with fresh water. Run all of the faucets again and allow this solution to sit in the system for one week. Then drain the system and add fresh water again.

To maintain the system you should use the fresh water supply on your boat. This requires the system be replenished frequently, which inhibits bacterial growth. You can also maintain the system using bleach as a disinfectant. For each 20 gallons of water, add $\frac{3}{4}$ of a teaspoon of bleach to the tank. For example, a 60 gallon tank will require $2\frac{1}{4}$ teaspoons of bleach for the entire tank of fresh water. This is the same ratio used by the Fairfax County Water Authority for drinking water.

G. Jay Nelson, AP



Lt W. Lazear, AP
2014 Lakebreeze Way
Reston, VA 20191-4020

ADDRESS SERVICE REQUESTED

**NON-PROFIT
ORGANIZATION
U.S. POSTAGE
PAID
PERMIT NO.
6586
RESTON, VA**



Dated Material

of Tars & Terns



Official Publication of the
Northern Virginia Sail and Power Squadron
In District 5
A unit of the
United States Power Squadrons®
www.nvpsps.org

America's Boating Club